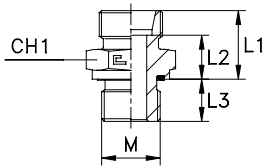


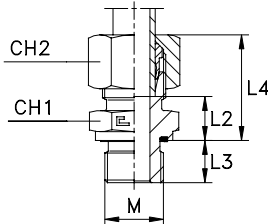
# MALE STUD COUPLING WITH ELASTOMER SEAL

Thread Metric Parallel

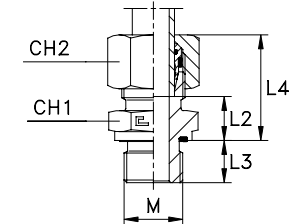
Type: **1006...1** Body



Type: **1006.. B3** Ring



Type: **1006...4** B4 Ring



Series DIN	10.... [bar]	11.... [bar]	Ordering Body	Ordering Equipped B3	Ø Tube	M	L1	L2	L3	L4	CH1	CH2	Ordering Equipped B4
LL	100	100	100601.1	100601	4	8x1	13,5	9,5	8	20	12	10	-
			100602.1	100602	6	10x1	13,5	8	8	20	14	12	-
			100603.1	100603	8	10x1	14,5	9	8	21	14	14	-
L	500	315	100604.1	100604	6	10x1	15,5	8,5	8	23	14	14	100604.4
			100605.1	100605	8	12x1,5	17	10	12	25	17	17	100605.4
			100606.1	100606	10	14x1,5	18	11	12	26	19	19	100606.4
			100607.1	100607	12	16x1,5	19,5	12,5	12	27	22	22	100607.4
			100608.1	100608	15	18x1,5	20,5	13,5	12	29	24	27	100608.4
	400	160	100609.1	100609	18	22x1,5	22	14,5	14	31	27	32	100609.4
			100610.1	100610	22	26x1,5	24	16,5	16	33	32	36	100610.4
			100611.1	100611	28	33x2	25	17,5	18	34	41	41	100611.4
			100612.1	100612	35	42x2	28	17,5	20	39	50	50	100612.4
			100613.1	100613	42	48x2	30	19	22	42	55	60	100613.4
S	800	630	100614.1	100614	6	12x1,5	20	13	12	28	17	17	100614.4
			100615.1	100615	8	14x1,5	22	15	12	30	19	19	100615.4
			100616.1	100616	10	16x1,5	22,5	15	12	31	22	22	100616.4
			100617.1	100617	12	18x1,5	24,5	17	12	33	24	24	100617.4
			100618.1	100618	14	20x1,5	27	19	14	37	27	27	100618.4
	630	400	100619.1	100619	16	22x1,5	27	18,5	14	37	27	30	100619.4
			100620.1	100620	20	27x2	31	20,5	16	42	32	36	100620.4
			100621.1	100621	25	33x2	35	23	18	47	41	46	100621.4
			100622.1	100622	30	42x2	37	23,5	20	50	50	50	100622.4
			100623.1	100623	38	48x2	42	26	22	57	55	60	100623.4
L	400	315	100625.1	100625	8	18x1,5	18,5	11,5	12	26,5	24	17	100625.4
			100626.1	100626	10	16x1,5	19,5	12,5	12	27,5	22	19	100626.4
			100627.1	100627	10	18x1,5	19,5	12,5	12	27,5	24	19	100627.4
			100628.1	100628	10	22x1,5	21	14	14	29	27	19	100628.4
			100629.1	100629	12	14x1,5	19,5	12,5	12	27	19	22	100629.4
			100630.1	100630	12	18x1,5	19,5	12,5	12	27	24	22	100630.4
			100631.1	100631	12	22x1,5	21	14	14	28,5	27	22	100631.4
			100632.1	100632	15	16x1,5	20	13	12	28	24	27	100632.4
			100633.1	100633	15	22x1,5	22	15	14	30	27	27	100633.4
			100634.1	100634	18	18x1,5	21,5	14	12	30,5	27	32	100634.4
S	630	400	100635.1	100635	22	22x1,5	24	16,5	14	33	32	36	100635.4
			100636.1	100636	12	22x1,5	25	17,5	14	33,5	27	24	100636.4
			100637.1	100637	16	18x1,5	26,5	18	12	36,5	27	30	100637.4
			100638.1	100638	20	22x1,5	31	20,5	14	42	32	36	100638.4
			100639.1	100639	25	27x2	35	23	16	47	41	46	100639.4
L	500	315	100640.1	100640	30	33x2	37	23,5	18	50	46	50	100640.4
			100641.1	100641	8	10x1	16,5	8,5	8	24,5	14	17	100641.4

**Note:** If you wish to order AISI 316 stainless steel fittings, please change the first two digits from **10....** to **11....** .  
 If you wish to order AISI 316 stainless steel fittings with AISI 304 stainless steel nuts, please change the first two digits from **10....** to **14....** .